



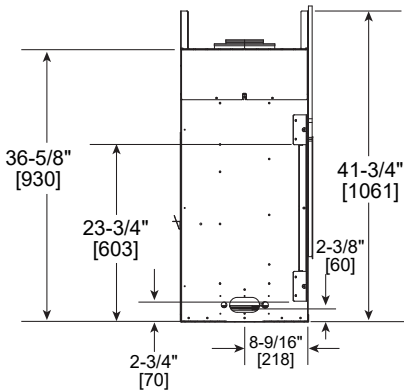
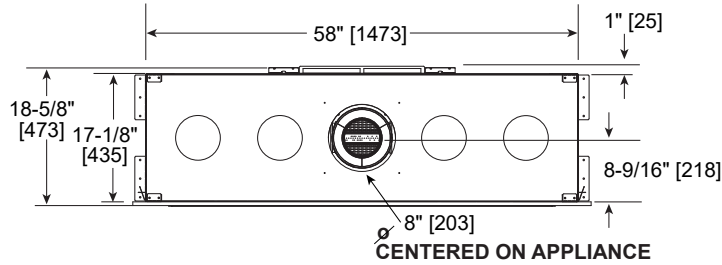
Please consult the manufacturer's installation manual for all details and requirements before making a final design layout decision.

MEZZO48

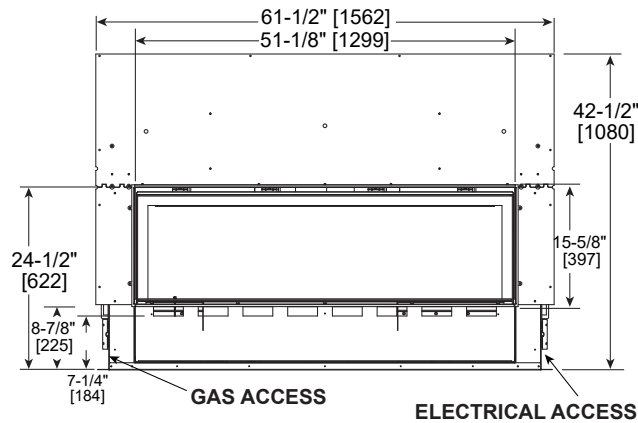
48" Direct Vent Gas Fireplace

MODEL	FRONT WIDTH		BACK WIDTH		HEIGHT		DEPTH		GLASS SIZE
	Actual	Framing	Actual	Framing	Actual	Framing	Actual	Framing	
MEZZO48	58	60-1/4	58	60-1/4	41-3/4	42	17-1/8	18-1/4	47-1/2 x 12-1/2

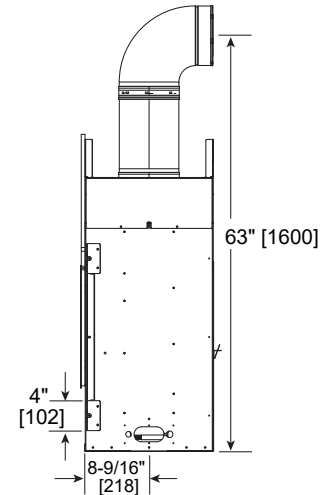
Top



Left



Front

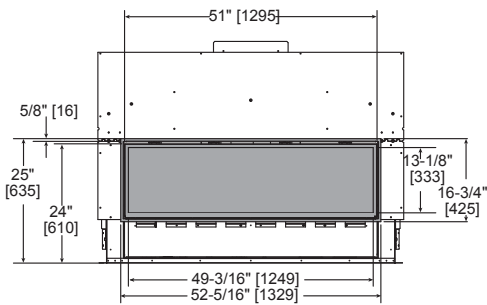


Right

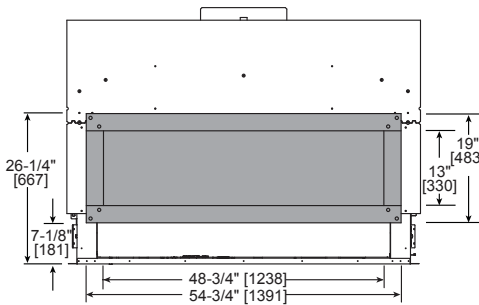
BEFORE FRAMING, PLEASE NOTE:

A minimum of 18" of vertical venting is required before attaching any elbow to the appliance.

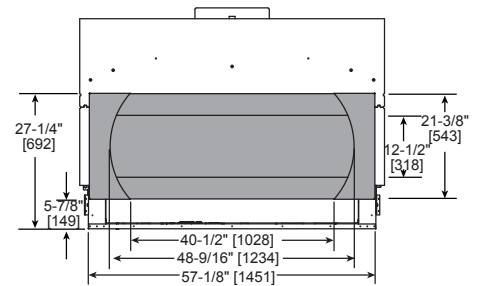
FRONT DIMENSIONS



Clean Face Trim



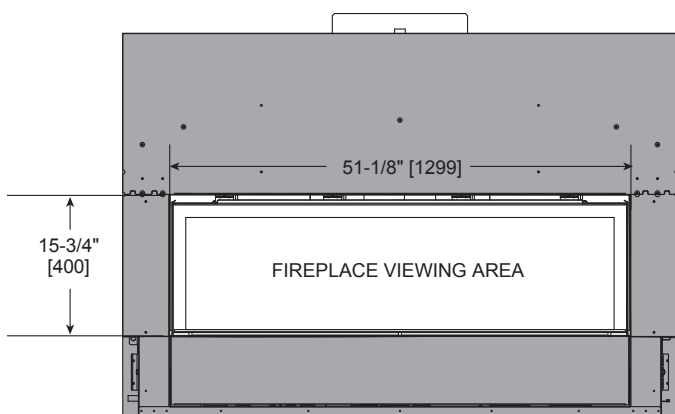
Loft Forge Front



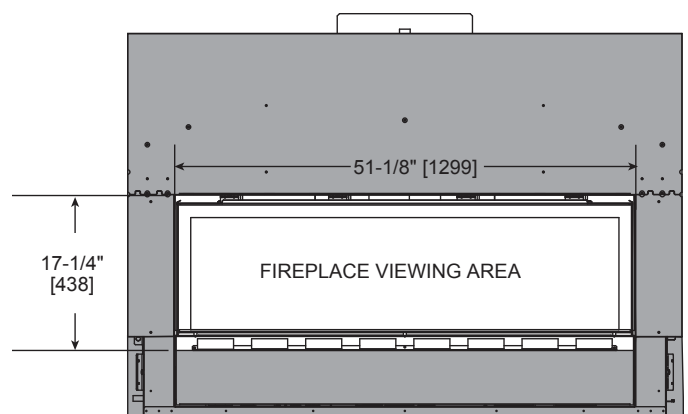
Quattro Front

- Rectangular holes on bottom of access panel should be covered.
- Approved for 0"-4" finishing material on inside fit method
- If finishing materials are 0"-1" thick, the outer trim ring should be adjusted out so that the trim ring overlaps the finishing material. This is intended to provide the cleanest look.
- If finishing materials are 1-4" thick, install the trim ring all the way in. Finishing materials may not extend past the outside edge of the trim ring.
- Rectangular holes on bottom of access panel must be exposed.
- ONLY approved for 0"-1" finishing material on overlap fit method
- Rectangular holes on bottom of access panel must be exposed.
- ONLY approved for 0"-1" finishing material on overlap fit method

FINISHED OPENING DIMENSIONS

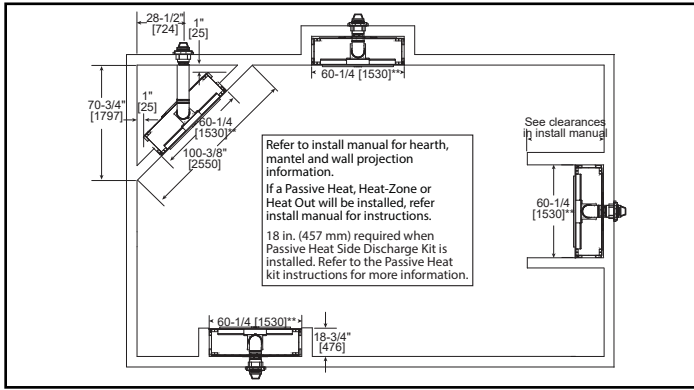


Inside Fit Method
(Clean Face Trim)

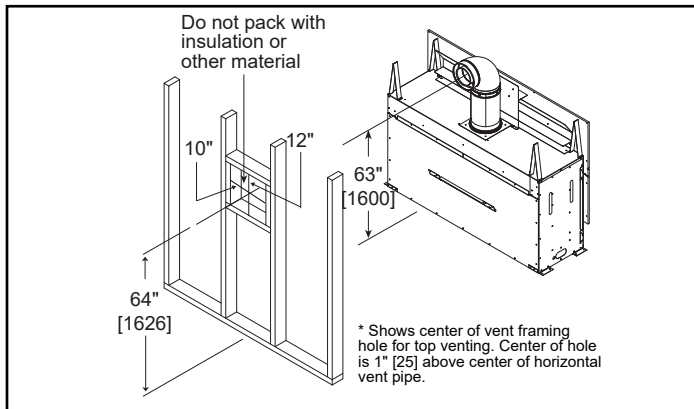


Overlap Fit Method
(Loft Forge, Quattro)

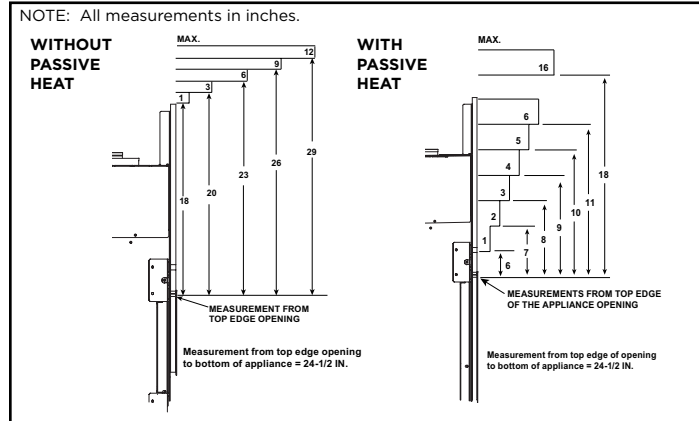
APPLIANCE LOCATION



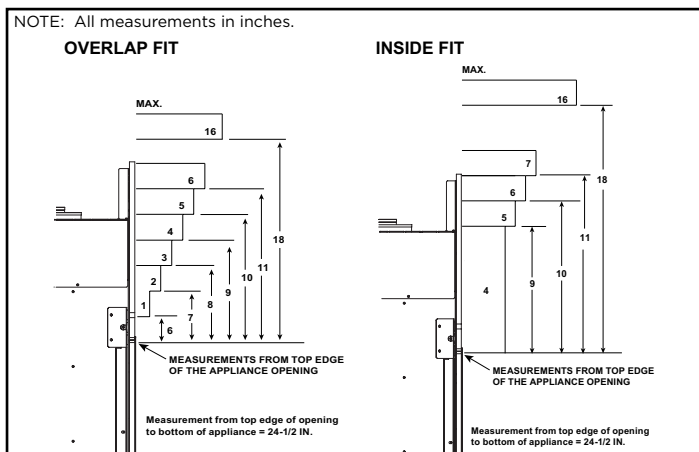
WALL PENETRATION



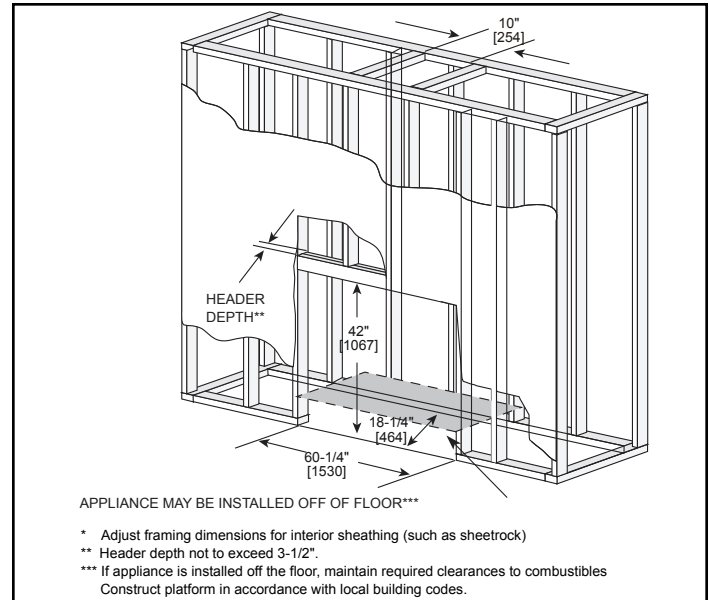
MANTEL PROJECTIONS - COMBUSTIBLE



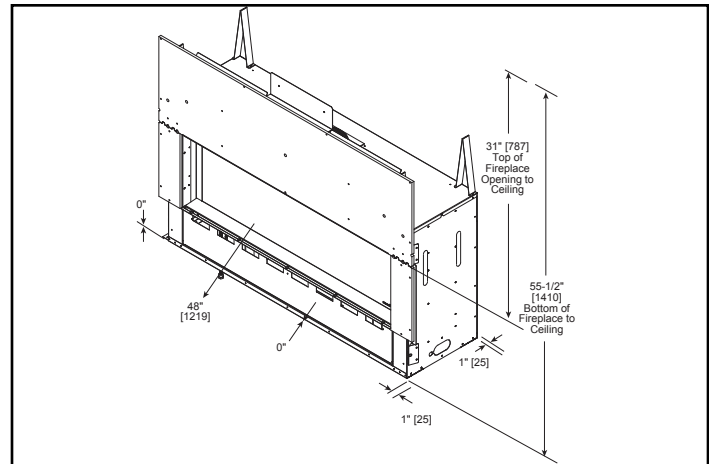
MANTEL PROJECTIONS - NON-COMBUSTIBLE



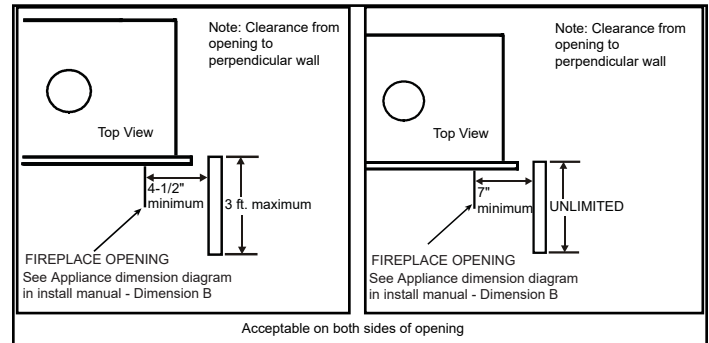
FRAMING DIMENSION



CLEARANCES TO COMBUSTIBLES



MANTEL LEG/WALL PROJECTIONS COMBUSTIBLE OR NON-COMBUSTIBLE



PRODUCT LISTING CODES

US	ANSI Z21.88-2017
CAN	CSA 2.33-2017
	UL307B

Product information provided is not complete and is subject to change without notice. Product installation must adhere strictly to instructions accompanying product to avoid risk of fire and potential injury.

Additional information can be found online at www.heatnglo.com