



FreshWater®  
Salt System Ready



Dual Action Filtration  
SilentFlo Circulation



FiberCor®  
High-Density Insulation



Color LCD Display

## LIMELIGHT® COLLECTION

# FLASH™



*Shown with Alpine White Shell  
and Coastal Gray Cabinet*

<b>People</b>	<b>Seating</b>	<b>Jets</b>	<b>Voltage</b>
7 Seats	Open	41 Jets	230 V

**Size**  
7' x 7' x 36" | 213 cm x 213 cm x 91 cm


**Water Care**  
FreshWater® Salt System Ready

# LIMELIGHT® COLLECTION


# FLASH™




## SHELL COLORS\*



## CABINET COLORS\*



## COVER COLORS



## LEGENDARY MESSAGE

### 41 Personalized-Control Jets

- 1 XL Dual Rotary jet
- 3 XL Single Rotary jets
- 1 XL Directional jet
- 4 Standard Single Rotary jets
- 4 Standard Directional jets
- 28 Directional Precision® jets

## EASY WATER CARE

<b>Water Care System</b>	FreshWater® Salt System Ready
<b>Filtration System</b>	Dual action, 100 sq. ft., top loading

## LEADING ENERGY EFFICIENCY

<b>Jet Pump 1</b>	Wavemaster® 8200; Two-speed, 2.0 HP Continuous Duty, 4.0 HP Breakdown Torque
<b>Jet Pump 2</b>	Wavemaster® 8000; One-speed, 2.0 HP Continuous Duty, 4.0 HP Breakdown Torque
<b>Circulation Pump</b>	SilentFlo 5000® for quiet, continuous filtration
<b>Heater</b>	Titanium No-Fault® 4,000 W / 230 V
<b>Insulation</b>	FiberCor® Insulation; Certified to California Energy Commission (CEC) and APSP 14 energy efficiency standards for portable spas
<b>Cover</b>	3.5" to 2.5" tapered, 2 lb. density foam core

## SIZE

<b>Dimensions</b>	7' x 7' x 36" / 213 cm x 213 cm x 91 cm
-------------------	---

## CAPACITY

<b>Seating Capacity</b>	7 seats
<b>Water Capacity</b>	360 gallons / 1,365 liters
<b>Weight</b>	845 lbs. / 385 kg dry; 5,070 lbs. / 2,300 kg filled**

## ADDITIONAL FEATURES

<b>Smart Spa Technology</b>	Hot Spring Spas App, Powered by the Connected Spa Kit
<b>Water Feature</b>	Vidro® backlit ribbon waterfall
<b>Cover Lifters</b>	CoverCradle®, CoverCradle II, Lift 'n Glide®, or UpRite®
<b>Steps</b>	Limelight Collection Step (Coastal Gray, Espresso, and Sable), Polymer Step (Ash)
<b>Entertainment</b>	Bluetooth® Wireless Sound System (Optional)
<b>Control System</b>	IQ 2020® with LCD control panel 230 V / 50 amp, 60 Hz (Includes G.F.C.I. protected sub-panel)
<b>Lighting System</b>	Raio® multi-color interior points of light Exterior multi-color lighting with timer
<b>Cooling System</b>	CoolZone™ (Optional)

\*Actual colors and products may vary from print representation. See dealer to verify.  
\*\*Includes water and 7 adults weighing 175 lbs. each.