


HOT SPOT® COLLECTION



Frog® @ease® In-Line
Cartridge Ready



FiberCor®
High-Density Insulation



Exterior Lighting

PACE™



*Shown with Alpine White Shell
and Havana Cabinet.*

People	Seating	Jets	Voltage
5 Seats	Lounge	24 Jets	115 V or 230 V

Size

6'10" x 6'10" x 33" | 208 cm x 208 cm x 84 cm

Water Care

FROG® In-Line Cartridge Ready

HOT SPOT® COLLECTION


PACE™




SHELL COLORS*



CABINET COLORS*



COVER COLORS



LEGENDARY MASSAGE

24 Personalized-Control Jets

- 3 XL Directional Hydromassage jets
- 2 Directional Hydromassage jets
- 2 Rotary Hydromassage jets
- 17 Directional Precision® jets

EASY WATER CARE

Water Care System FROG® In-Line Cartridge Ready

Filtration System 30 sq. ft., top loading

LEADING ENERGY EFFICIENCY

Jet Pump Wavemaster® 6200; Two-speed, 1.5 HP Continuous Duty, 3.2 HP Breakdown Torque

Heater No-Fault® 1,000 W / 115 V or 4,000 W / 230 V

Insulation FiberCor® Insulation; Certified to California Energy Commission (CEC) and APSP 14 energy efficiency standards for portable spas

Cover 3.5" to 2.5" tapered, 2 lb. density foam core

SIZE

Dimensions 6'10" x 6'10" x 33" / 208 cm x 208 cm x 84 cm

CAPACITY

Seating Capacity 5 seats

Water Capacity 300 gallons / 1,135 liters

Weight 775 lbs. / 350 kg dry; 4,150 lbs. / 1,880 kg filled**

ADDITIONAL FEATURES

Smart Spa Technology Hot Spring Spas App, Powered by the Connected Spa Kit

SmartJet™ System Included

Water Feature Included

Cover Lifters CoverCradle®, CoverCradle II, Lift 'n Glide®, or UpRite®

Steps Hot Spot Collection Step (Almond, Havana, and Storm), Polymer Step (Ash)

Entertainment Wireless Sound System

Control System IQ 2020® with LCD control panel
115 V / 20 amp,*60 Hz (Includes G.F.C.I. protected power cord)
or 115 V / 30 amp* or 230 V / 50 amp,* 60 Hz

Lighting System Interior: 10 multi-color LED points of light
Exterior: 4 multi-color LED points of light

*Actual colors and products may vary from print representation. See dealer to verify.

**Includes water and 7 adults weighing 175 lbs. each.

*Requires a dedicated circuit supplied to the unit at all times. Electrical requirements will vary outside the U.S.

•G.F.C.I. protected sub-panel required in 30 amp conversion or 220 V mode. Export models available in 230 V, 50 Hz, 1,000 W heater.